

# ColorWash 2500E AT™

The ColorWash 2500E AT is newly equipped with a the Philips MSR Gold 1500 FastFit lamp, which makes it the most powerful Robe moving wash light fixture.



The ColorWash 2500E AT comes complete with CMY colour mixing system, variable CTO, 2 colour wheels and combined dimmer/shutter unit. The linear zoom has a range of 7° - 44°.

The ColorWash 2500E AT is an ideal tool for large live events and television shows and for all types of installations from multipurpose venues to large clubs.

# Spécifications Techniques

## Source

- Standard Lamp: MSR 1500 FastFit
- Lamp on request: MSR GOLD 1200 FastFit
- Base: PGJX50
- Control: Automatic and remote on/off
- Ballast: Electronic

## Systeme optique

- High luminous glass reflector
- Zoom angle from 7° to 44°

## Effets Électromécaniques

- Cyan: 0-100%
- Magenta: 0-100%
- Yellow: 0-100%
- CTO: 0-100%
- Colour wheel 1: 6 replaceable "SLOT&LOCK" colours + open
- Colour wheel 2: 6 replaceable "SLOT&LOCK" colours + open
- Dimmer/Shutter: Full range dimming and variable strobe effect, Electronic strobing "ZAP"Zoom: 7° - 44° (standard front Fresnel lens), 87° (wide-angle front lens), 6° - 35° (front PC lens)
- Pan: 530°
- Tilt: 280°

## Contrôle et programmation

- Protocol: USITT DMX-512, RDM support
- Control channels: 17, 21, 23, 24 and 30
- DMX channels: 5 protocol modes
- Setting & Addressing: ROBE Navigation System (RNS)
- Built-in demo sequences
- Display: Blue/white LCD graphic
- Pan/Tilt resolution: 16bit
- Color wheel 1 positioning: 8 or 16bit
- Color wheel 2 positioning: 8 or 16bit
- Zoom: 8 or 16bit Dimmer: 8 or 16bit
- Controllable speed of fans
- Movement control: Tracking or vector
- Built-in analyzer for easy fault finding
- Ethernet port: Art-Net protocol, ready for ACN
- Data in/out: Locking 3-pin XLR & 5-pin XLR
- Stand-alone operation
- 3-editable programs, each up to 99 steps

## Spécifications thermiques

- Maximum ambient temperature (Ta): 40 °C (104 °F)
- Maximum surface temperature: 130 °C (266 °F)

## Spécifications électriques et connectique

- Wiring options: 208/230/250 V, 50/60 Hz
- Power consumption: 1670 VA at 230 V/50 Hz

## Spécification mécanique

- Height: 641 mm (25.2 ") - head in horizontal position
- Width: 542 mm (21.3 ")
- Depth: 545 mm (21.5 ")
- Weight: 41 kg (90.4 lbs)

## Accroche


- Mounting points: 8 pairs of ¼-turn locks Fastening system: ROBE's own 2x Omega clamps
- Fixation option: Pan/Tilt-lock mechanism

**Accessoires optionnels**


- Remote control IR
- Module of lens D200 PC
- Top Hats

## Gobos & Couleurs


### Roue de couleurs 1



14070268




14070269



14070270



14070271



14070272




14070273

### Roue de couleurs 2




14070121




14070174



14070175



14070176




14070177



14070179



14070178



14070182



14070181



14070183



14070180